

1.

## US Survey

SUMMARY → DESIGN SURVEY → **COLLECT RESPONSES** → ANALYZE RESULTS

### Survey Collectors

[ADD NEW COLLECTOR](#)

NICKNAME	STATUS	RESPONSES	DATE MODIFIED
<a href="#">Web Link 1</a> Created 10/9/2017	OPEN	3,277	Monday, October 16, 2017 10:23 AM

COLLECTORS: 1 of 1

### Add a new collector

- Web Link**  
Ideal for sharing via email, social media, etc.
- Email**  
Ideal for tracking your survey respondents
- Buy Responses**  
Find people who fit your criteria
- Social Media**  
Post your survey on Facebook, LinkedIn, or Twitter
- Website**  
Embed your survey on your website
- Manual Data Entry**  
Manually enter responses
- Facebook Messenger**  
Get feedback in Messenger

2.

## Access by Cint

**Demographics**

Country: USA  
Gender:  Male  Female  Both  
Minimum age: 18 Maximum age: 65

**SURVEY LINKS SETUP - TARGET GROUP 1**

Connect your survey tool to Access/Pro. The live link is used while your project is in field.

You can have a separate link for testing or use the same live link.

Mandatory tag: [ID] Respondent ID

+ Optional tags

**Live link**  Link template  Unique links

Examples:  
http://www.example.com/survey.html?c=[ID]  
http://www.example.com/survey.html?c=[ID]&gender=[S]

Link template: \*  
http://www.example.com/survey.html?c=[ID]

**Test link**  Link template  Unique links

Link template: \*  
http://www.example.com/survey.html?c=[ID]

Screenout and testing instructions \*

I understand and agree to the Cint Self Service Terms and Conditions. I also agree to the price based on the specifications above. If the Incidence Rate, Length of Interview or Volume of completes vary from the estimated, a new price will be calculated upon completion of the project.

[Cancel](#) [Confirm](#) [RUN PROJECT](#)


3.












[← Back to All Collectors](#)

# Web Link 1

Link created: 10/9/2017

[Manual Data Entry »](#) [OPEN ▾](#)

 <https://www.research.net/r/JSLWM3Y> [CUSTOMIZE](#)


MULTIPLE RESPONSES: Off	 ▾
RESPONSE EDITING: On, until survey complete	 ▾
ANONYMOUS RESPONSES: Off	 ▾
INSTANT RESULTS: Off	 ▾
SSL ENCRYPTION: On	 ▾
CUTOFF DATE AND TIME: Off	 ▾
RESPONSE LIMITS: Off	 ▾
IP RESTRICTIONS: Off	 ▾
PASSWORD PROTECTION: Off	 ▾
CUSTOM THANK YOU: Off	 ▾
CUSTOM DISQUALIFICATION:	 ^

Respondents who are disqualified by skip logic in your survey will see the option you choose below:

On, send disqualified respondents to a custom disqualification URL


On, show a custom message to disqualified respondents

Off, show the standard message to disqualified respondents

 **Buy Survey Responses**

Get real-time feedback from our panel of global respondents. See results in minutes.

[GET STARTED](#)

 **New! Reach more people with Messenger**

Use our Facebook Messenger Template to get feedback from people wherever they are in the world.

[TRY IT](#)

### 3. (continued)

<b>PASSWORD PROTECTION:</b> Off	?	∨
<b>CUSTOM THANK YOU:</b> Off	?	∨
<b>CUSTOM DISQUALIFICATION:</b>	?	∧
Respondents who are disqualified by skip logic in your survey will see the option you choose below:		
<input checked="" type="radio"/> On, send disqualified respondents to a custom disqualification URL		
<input type="text" value="http://s.cint.com/Survey/PreScreen/End"/>		
<input type="radio"/> On, show a custom message to disqualified respondents		
<input type="radio"/> Off, show the standard message to disqualified respondents		
<b>SURVEY END PAGE:</b>	?	∧
<input type="radio"/> On, show the standard end page upon survey completion		
<input checked="" type="radio"/> On, show a custom end page upon survey completion		
<input type="text" value="http://s.cint.com/Survey/PreScreen/Qualify"/>		
<input type="radio"/> Off, close the window or tab upon survey completion		
<a href="#">Hide advanced options</a>		

TRY IT